

GLASS CUTTING TOOLS & EQUIPMENT



Circle/StripMaker™

Here's a double duty tool that every perfectionist will love. Innovative and simple to use, this tool cuts exact circles and perfectly straight strips. Best of all your favourite cutter will fit in the specially designed cutter attachment. In fact, you can also use this tool for designing and cutting patterns as it has an attachment for pencils markers and cutting knives.

20525... Circle/Strip Cutter

...special attachment allows you to use your own cutter for precision circles.



2008... Toyo Comfort Grip Cutter.

Renowned for comfort, quality and performance.

T305A ... Slim Line Cutter

Long life precision cutting head. Good quality and performance.

T304H... Heavy Duty Cutter

A thick strong handle gives this cutter a rugged feel for heavy duty use.

T308A ... Brass Barrel Cutter

The heavy duty brass barrel means that it can take more than plastic handled cutters.

T303A ...KStar Pistol Cutter

An alternative to slim line cutters the pistol grip fits snugly into the hand and allows for smooth even cutting.

Strip Cutters

Tc300 cuts strips up to 300mm
TC600 cuts strips up to 600mm
TC900 cuts strips up to 900mm
TC1200 cuts strips up to 1200mm



Circle Cutters

T510.0 cuts circles up to 400mm diameter
T511.0 cuts circles up to 600mm diameter



PLIERS AND HAND TOOLS



22210 ... Pro Grozing Plier.
Grozer with curved jaw for controlled nibbling on an unevenly scored line. They may also serve as breaking pliers for parting thin scrap.



T9001 ... Deluxe Grozing Plier.
A high quality version of the 22210. The professionals choice.



XT110 ... Fan Out Grozing Plier.
A popular choice of pliers. These Japanese made grozers are high quality and great to use.



2225 ... Metal Running Pliers.
All steel with 25mm wide jaw. Has a limit screw which can be adjusted for glass thickness to prevent crushing.



22181... Pro Running Pliers.
Lightweight. Special inserts designed for accurate alignment with score line for smooth breaks. Includes spare jaw inserts.



22215 ... Pro Breaking Plier.
Traditional breaker for straight lines and gentle curves.

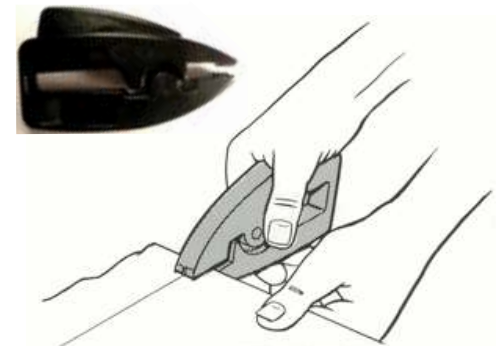
LEAD CUTTERS



T22225 ... Super Lead Dyke.
Diagonal nipper for lead. Extra sharp tempered steel jaws with non-bevelled cutting edges won't crimp your lead came. Spring loaded, comfort grip.



XT 030... Fan Out Lead Dyke
These Japanese made quality lead cutters provide you with easy precise cutting of your lead.



TSNAPPER... Glass Snapper
A running plier for thin glass. The trigger action makes it faster and easier to break out difficult cuts that may be impossible by hand.



2507... Lead Knife.
Stainless steel blade with wooden handle.



2510 ... Pro Lead Knife.
Sharpened steel with heavy duty metal weighted end. Popular and efficient shape.

MOSAIC TOOLS



T2231 Leponitt Mosaic Cutter
The 2 tungsten carbide wheels on this handy tool provide fast accurate cutting of mosaic tiles. Can cut up to 6mm thick ceramic or glass pieces.

SOLDERING EQUIPMENT

MISCELLANEOUS TOOLS



SPG80D... Weller 80W Iron

The Weller SPG80D soldering iron is one of the most popular soldering irons used in stained glass. The SPG80D iron is made especially for working with stained glass.



W100D... Weller 100W Iron

A 'tip' temperature controlled iron which automatically keeps the tip temperature from exceeding 800°F. Allowing soldering without the chance of melting the lead came.



2404... Plastic Lathekin

This tool opens and closes came, burnishes copper foil, removes excess cement and levers glass into the lead.



MH80-MGL ... Scope 80Watt Soldering Iron

The Scope Soldering Iron is durable, light weight and hold it's temperature well.



WLC80D Soldering Station

The Weller WLC80D is an electronically controlled soldering station designed to give quality performance for all leadlight work. The adjustment knob allows the user to solder with control from 5 to 80 watts of power. It includes an 80 watt leadlighting iron with a 6mm plated tip.



2650... Spring Loaded Lead Vice.

Serrated jaws grip lead came for a firm hold while stretching. Can be firmly attached to work table.



2188 ... Pro Soldering Iron Stand

This cast iron base stand stays in place when iron is removed and replaced. Comes complete with tip cleaning sponge.



2453...Stainless Steel Brush

Stainless steel brush for removing oxides from lead came before soldering.



50701 ... Tip Cleaning Block

Solid brick of Sal-Ammoniac. Rub hot iron tip on brick to keep tip bright and clean. Non-abrasive.

REPLACEMENT TIPS

Select your replacement tips below.

For Scope 80W Iron

Code	Description
MH80-LT	Angle Tip MH80-MGL
MH80-SF	Tip For MH80-MGL

For Weller SPG80D 80W Iron

Code	Description
MTG20	10Mm Soldering Iron Tip
MTG21	6Mm Soldering Iron Tip
MTG22	Beading Tip
MTG24	90 Degree Soldering Tip

For Weller W100D 100W Iron

Code	Description
CT6E7	371°C Tip For W100D
CT6E8	472°C Tip For W100D



2963 ... Safety Glasses

Lightweight plastic, crystal clear. Made from special optical acrylic that will protect your eyes whilst giving you clear vision of your work.




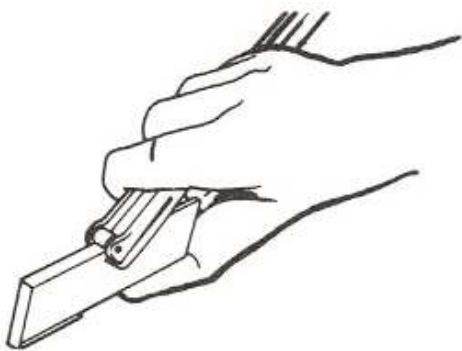

2200 ... Pro Glazing Hammer

One head is rubber for use on the glass, the opposite head is metal for use on lead or nails.

COPPER FOIL TOOLS

70000 ... Edge Master Copper Foiler

Automatically crimps foil while it is applied for more even solder lines. The tension wheel prevents foil from unravelling when foil isn't being drawn. The unique design allows the foiling wheel to overhang your work table so it's not in the way. And the application wheel has a small diameter to make foiling very small pieces of glass easy. The EdgeMaster handles three sizes of foil - 5mm, 5.5mm and 6mm.



T2391 ... Handee Foiler 6mm

T2392 ... Handee Foiler 5.5mm

T2393 ... Handee Foiler 5mm

Easy to use, inexpensive and accurate beyond belief. Makes foiling effortless.

2403 ... Kwik Krimp

To smooth down foil onto glass surface and overlaps. Burnishes foil to 3 sides in one swipe.

2406 ... Tidy Foil Dispenser

End fumbling with a roll of copper foil while wrapping glass. Plastic tray holds all sizes plus some tools



LENSE CUTTER

Cuts precise circles from 1cm to 12cm diameter. Comes with 3-wheel cutting head for long life. Excellent for cutting lots of sun-catchers, holiday ornaments and medallions. Replacement cutting wheels available.



GLASS L-SQUARES and RULERS



Aluminium Rulers

Aluminium straight edges with calibrations in 1mm increments. Ideal for pattern drawing. Non-slip backing makes these straight edges perfect for straight line glass cutting.

T2810 - 450mm Aluminium Ruler

T2820 - 600mm Aluminium Ruler

T2830 - 1000mm Aluminium Ruler



Non Skid Cutting Bar

Non-Skid Cutting Bar has an excellent silicon rubber backing which holds the bar firmly on the glass with minimal pressure so you can concentrate on your cutting without being concerned about the bar slipping.

T2835 ... 600mm Non Skid Bar



L-Square without brace

RL313 ... "L" Square 313mm

Convenient size for hobby cutting. Has a butting edge on bottom to ensure a 90° score. Suitable for right or left hand.



L-Square without brace

RL465 ... "L" Square 465mm

Excellent for straight line cutting. Has a butting edge on bottom to ensure a 90° score. Suitable for right or left hand.



L-Square with brace

RL625 ... "L" Square 625mm

For straight and square cutting of larger glass sizes. Made from durable lightweight material.

RULEX



Use the Rulex to :

- Square up materials like glass, wood and tile.
- To make geometric shapes ... squares, pentagons, hexagons and octagons.
- To make trapezoids and flat panel lamp pieces.
- To make geometric frames and perfect 45° mitres.
- To find, duplicate and check angles.
- As a guide when cutting metal comes for frames.
- To instantly make reverse angles.
- To mark rafter seat and plumb cuts for builders.

RULEX ... Cutting & Drawing Guide

The Rulex by Inland is a reversible and adjustable ruler for cutting or drawing on glass, wood, ceramic tile, framing and many other materials. It has 400mm long cutting arm and adjusts from 0 to 135degrees. The edge guide lets you cut. It's easy to lock into position using the self storing allen wrench and grip pads keep it in place on smooth, slippery surfaces like glass and tile.

The rulex comes with a complete picture instruction guide showing over 18 ways to use it along with common angle settings.